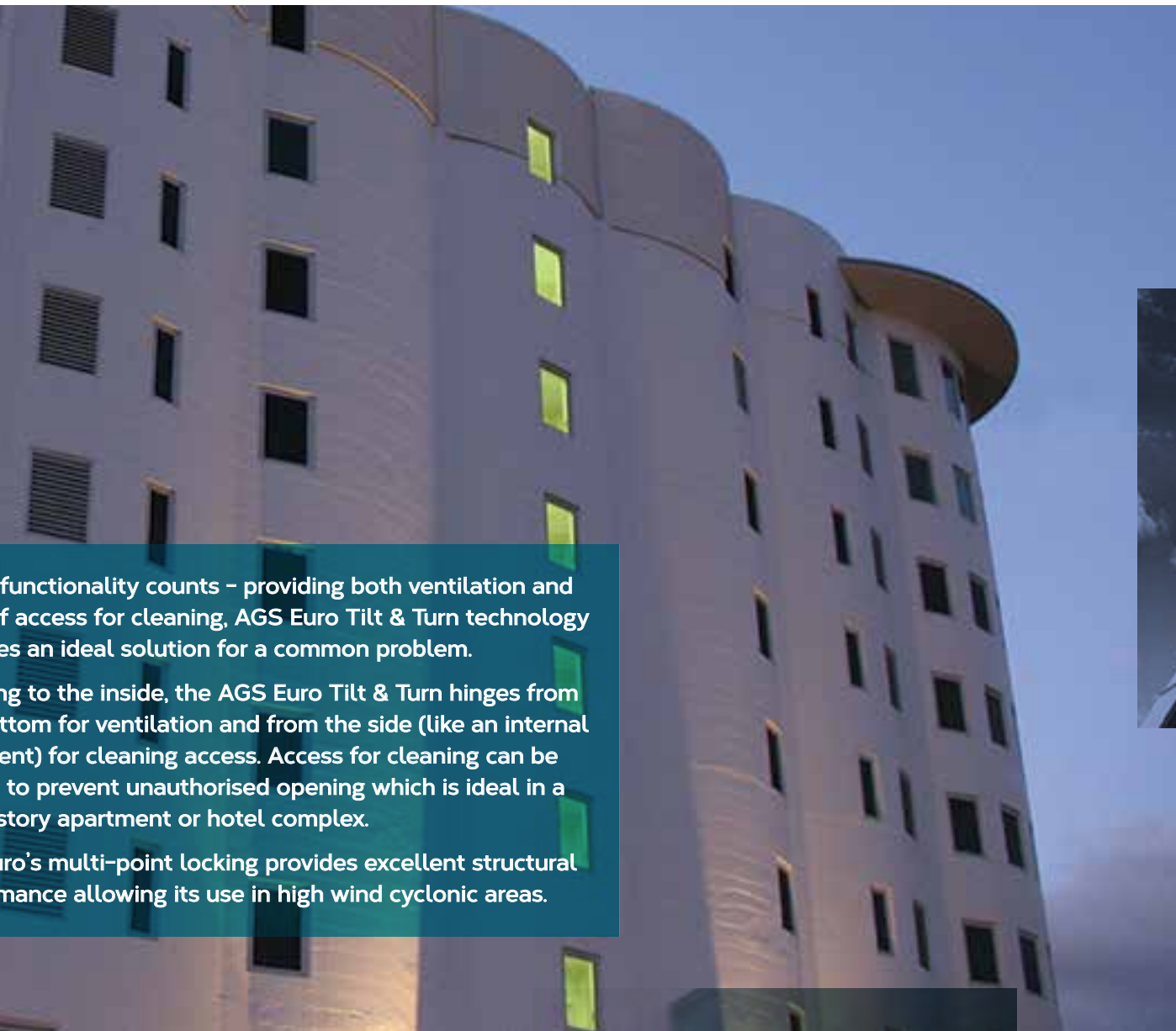


Apartment Windows

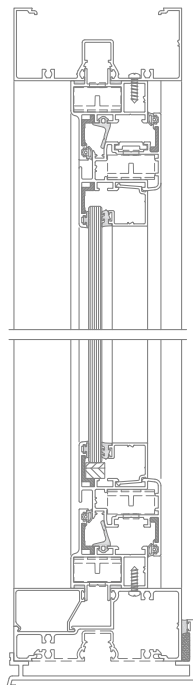
AGS Euro Tilt and Turn Window



When functionality counts – providing both ventilation and ease of access for cleaning, AGS Euro Tilt & Turn technology provides an ideal solution for a common problem.

Opening to the inside, the AGS Euro Tilt & Turn hinges from the bottom for ventilation and from the side (like an internal casement) for cleaning access. Access for cleaning can be locked to prevent unauthorised opening which is ideal in a multi-story apartment or hotel complex.

The Euro's multi-point locking provides excellent structural performance allowing its use in high wind cyclonic areas.



FEATURES AND BENEFITS:

- Single and Double Glazed Options (up to 27mm)
- Standard and high performance configurations using sub frame system
- European designed components and hardware to improve functionality and adjustability
- Multiple and adjustable locking points
- Option for screening system integrated into frame
- Inward opening allows for ease of cleaning

PERFORMANCE

Serviceability	Ultimate Pressure	Water Penetration
up to 4500Pa	up to 8000Pa	up to 900Pa

FRAME SIZE

Depth	Height
41.5mm	60mm
*Adapts to Commercial Framing	

MAX. RECOMMENDED SIZE

Height	up to 2400mm
Width	up to 1300mm
Weight	up to 80kg

ACOUSTICS

RW	38
C,CTR	(-1;-3)

GLAZING CAPACITY

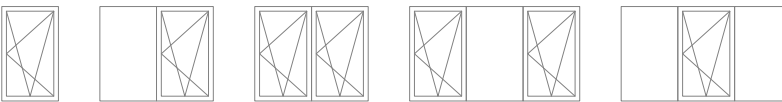
Single Glaze	4mm - 14mm
Double Glaze	15mm - 27mm

WINDOW ENERGY RATING

Single Glazed		Total Window - AFRC			
Window ID	Glazing	Uw	SHGC	Tvw	Air Int
CAP-010-01	4mm Clear	6.3	0.52	0.51	0.28
CAP-010-03	6mm SolarPlus on Azuria	5.7	0.20	0.09	0.28
CAP-010-04	6.38mm Comfort Plus Neutral	5.0	0.33	0.34	0.28

*Double glazed WERS ratings can be supplied on application.

CONFIGURATIONS



Log on to www.wers.net to view the full Capral AFRC product directory

